

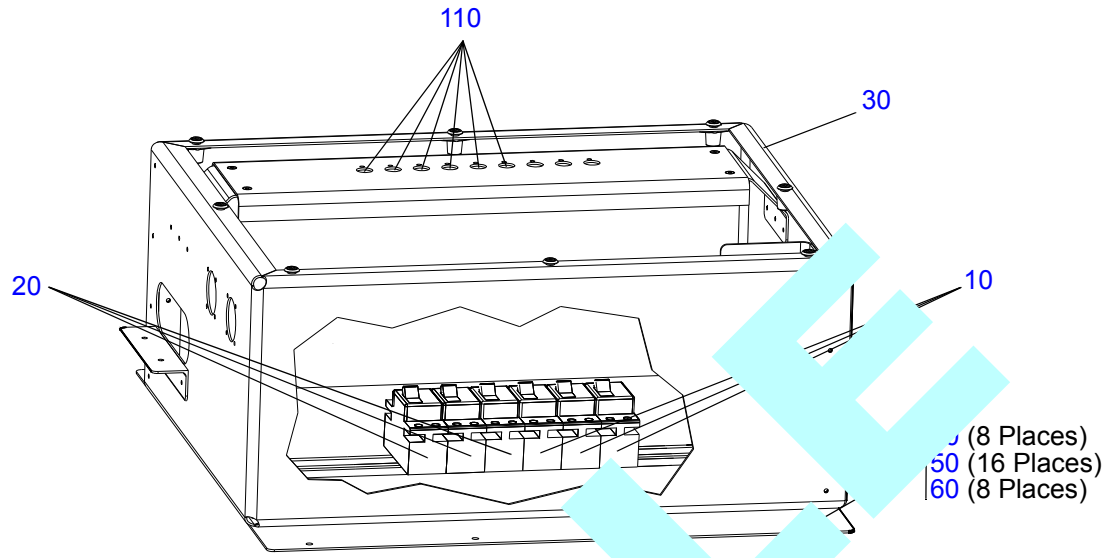
E/E Bay
(View Looking Forward)

A

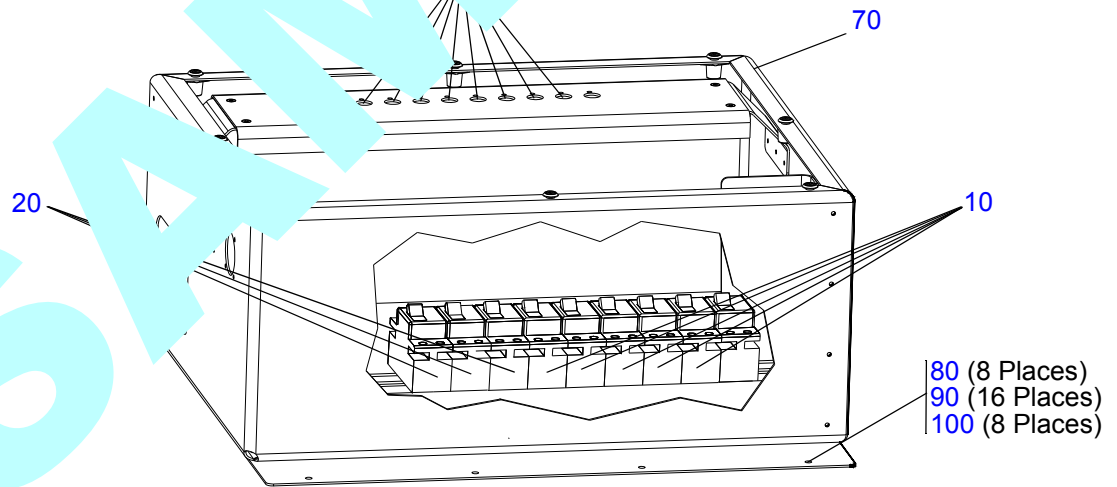
Ground Fault Interrupter
Figure 2 (Sheet 1)

24-50-00-02

Copyright © 2008 by AEC, Inc. All rights reserved.



Inside P9634 Control Box



Inside P9634 Control Box

(C)

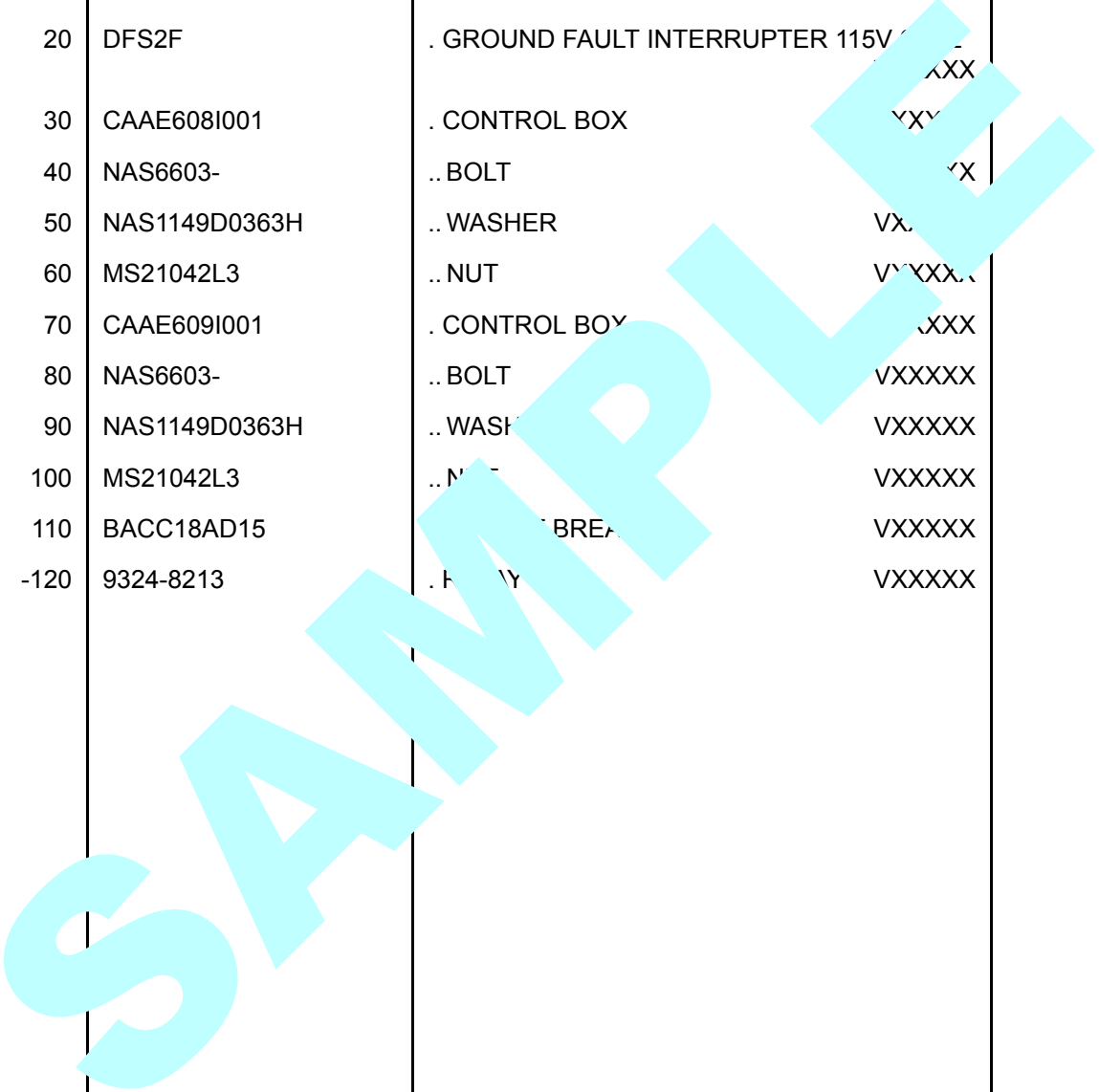
Ground Fault Interrupter
Figure 2 (Sheet 2)

24-50-00-02

Copyright © 2008 by AEC, Inc. All rights reserved.



FIG ITEM	PART NUMBER	NOMENCLATURE							EFFECT FROM TO	UNITS PER ASSY
		1	2	3	4	5	6	7		
2	C-AAB720-IDL-20	GROUND FAULT INTERRUPTER								RF
10	DFS2	. GROUND FAULT INTERRUPTER 230V 50HZ VXXXXX								10
20	DFS2F	. GROUND FAULT INTERRUPTER 115V XXX								6
30	CAAE608I001	. CONTROL BOX XX								1
40	NAS6603-	.. BOLT X								8
50	NAS1149D0363H	.. WASHER VX								16
60	MS21042L3	.. NUT VXXXXX								8
70	CAAE609I001	. CONTROL BOX XXX								1
80	NAS6603-	.. BOLT VXXXXX								8
90	NAS1149D0363H	.. WASH VXXXXX								16
100	MS21042L3	.. NUT VXXXXX								8
110	BACC18AD15	. BREAK VXXXXX								15
-120	9324-8213	. F VXXXXX								2



Copyright © 2008 by AEC, Inc. All rights reserved.

- Item not illustrated

24-50-00-02

24-50-00

Fig. 2

Page 3

XXXX

XXXX-IPC

XXX XX/XX